



Voyager 10.3 Release Notes

CONFIDENTIAL INFORMATION

The information herein is the property of Ex Libris Ltd. or its affiliates and any misuse or abuse will result in economic loss. DO NOT COPY UNLESS YOU HAVE BEEN GIVEN SPECIFIC WRITTEN AUTHORIZATION FROM EX LIBRIS LTD.

This document is provided for limited and restricted purposes in accordance with a binding contract with Ex Libris Ltd. or an affiliate. The information herein includes trade secrets and is confidential.

DISCLAIMER

The information in this document will be subject to periodic change and updating. Please confirm that you have the most current documentation. There are no warranties of any kind, express or implied, provided in this documentation, other than those expressly agreed upon in the applicable Ex Libris contract. This information is provided AS IS. Unless otherwise agreed, Ex Libris shall not be liable for any damages for use of this document, including, without limitation, consequential, punitive, indirect or direct damages.

Any references in this document to third-party material (including third-party Web sites) are provided for convenience only and do not in any manner serve as an endorsement of that third-party material or those Web sites. The third-party materials are not part of the materials for this Ex Libris product and Ex Libris has no liability for such materials.

TRADEMARKS

"Ex Libris," the Ex Libris Bridge to Knowledge, Primo, Aleph, Voyager, SFX, MetaLib, Verde, DigiTool, Rosetta, bX, URM, Alma, and other marks are trademarks or registered trademarks of Ex Libris Ltd. or its affiliates.

The absence of a name or logo in this list does not constitute a waiver of any and all intellectual property rights that Ex Libris Ltd. or its affiliates have established in any of its products, features, or service names or logos.

Trademarks of various third-party products, which may include the following, are referenced in this documentation. Ex Libris does not claim any rights in these trademarks. Use of these marks does not imply endorsement by Ex Libris of these third-party products, or endorsement by these third parties of Ex Libris products.

Oracle is a registered trademark of Oracle Corporation.

UNIX is a registered trademark in the United States and other countries, licensed exclusively through X/Open Company Ltd.

Microsoft, the Microsoft logo, MS, MS-DOS, Microsoft PowerPoint, Visual Basic, Visual C++, Win32, Microsoft Windows, the Windows logo, Microsoft Notepad, Microsoft Windows Explorer, Microsoft Internet Explorer, and Windows NT are registered trademarks and ActiveX is a trademark of the Microsoft Corporation in the United States and/or other countries.

Unicode and the Unicode logo are registered trademarks of Unicode, Inc.

Google is a registered trademark of Google, Inc.

Copyright Ex Libris Limited, 2021. All rights reserved.

Document released: May 2021

Web address: <http://www.exlibrisgroup.com>

Table of Contents

1	Introduction	6
	Purpose of This Document	6
	Voyager 10.3 Documentation	6
2	General/Security	8
	Security Warning Message When Logging into Clients	8
	<i>Purpose of the Enhancement</i>	8
	<i>Description</i>	8
	<i>Reference to Technical Documentation</i>	9
	Account Disabled if not Accessed within X Days of Password Reset	10
	<i>Purpose of the Enhancement</i>	10
	<i>Description</i>	10
	<i>Reference to Technical Documentation</i>	11
3	Acquisitions	12
	Alphabetize the “Search by” dropdown list for line items	12
	<i>Purpose of the Enhancement</i>	12
	<i>Description</i>	12
	<i>Reference to Technical Documentation</i>	13
	Increase the limit on length of EDI file names	13
	<i>Purpose of the Enhancement</i>	13
	<i>Description</i>	13
	<i>Reference to Technical Documentation</i>	13
4	Cataloging	14
	MARC 21 Tag Table Updates	14
	<i>Purpose of the Enhancement</i>	14
	<i>Description</i>	14
	<i>Implementation Notes</i>	15
	<i>Reference to Technical Documentation</i>	15
	Headings Thesauri Updates	15
	<i>Purpose of the Enhancement</i>	15
	<i>Description</i>	15
	<i>Implementation Notes</i>	16

	<i>Reference to Technical Documentation</i>	16
5	Circulation	17
	Automate Removal of Lost/Missing Status upon Discharge	17
	Purpose of the Enhancement	17
	<i>Description</i>	17
	<i>Implementation Notes</i>	18
	<i>Reference to Technical Documentation</i>	18
6	Global Data Change	19
	Include the Blank when Changing Publication Place from 3 Characters to 2	19
	<i>Purpose of the Enhancement</i>	19
	<i>Description</i>	19
	<i>Reference to Technical Documentation</i>	20
	Option to Insert Subfields in Specified Order	20
	<i>Purpose of the Enhancement</i>	20
	<i>Description</i>	20
	<i>Reference to Technical Documentation</i>	21
	Rule Consequences Should Have the Same Predefined 008 Positions as Rule Conditions	21
	<i>Purpose of the Enhancement</i>	21
	<i>Description</i>	21
	<i>Reference to Technical Documentation</i>	23
7	Hardware/Software Requirements	24
	Oracle 19	24
	<i>Description</i>	24
	<i>Reference to Technical Documentation</i>	24
	Oracle 12c Client and ODBC Drivers	25
	<i>Description</i>	25
	<i>Reference to Technical Documentation</i>	25
	Red Hat Enterprise Linux 7 and 8	25
	<i>Description</i>	25
	<i>Reference to Technical Documentation</i>	25
	Solaris Support	25

<i>Description</i>	25
<i>Reference to Technical Documentation</i>	25
Windows 7 Support	26
<i>Description</i>	26
<i>Reference to Technical Documentation</i>	26

1

Introduction

Voyager 10.3 offers customers new features that enrich existing functionality, improve services to users, and conform to the latest MARC 21 standards.

Purpose of This Document

This document lists the various enhancements and changes that are new in Voyager 10.3. You can find them listed under the following topics:

- [General/Security](#) on page [8](#)
- [Acquisitions](#) on page [12](#)
- [Cataloging](#) on page [14](#)
- [Circulation](#) on page [17](#)
- [Global Data Change](#) page [19](#)
- [Hardware/Software Requirements](#) on page [24](#)

Voyager 10.3 Documentation

The following is a list of the primary documentation for Voyager 10.3:

- The Road to Voyager 10.3
- Voyager 10.3 Release Notes
- Voyager 10.3 Installation and Upgrade Requirements
- Voyager 10.3 User's Guides

2

General/Security

This section includes the following enhancement:

- [Security Warning Banner for Voyager Clients](#)
- [Account Disabled if not Accessed within X Days of Password Reset](#)

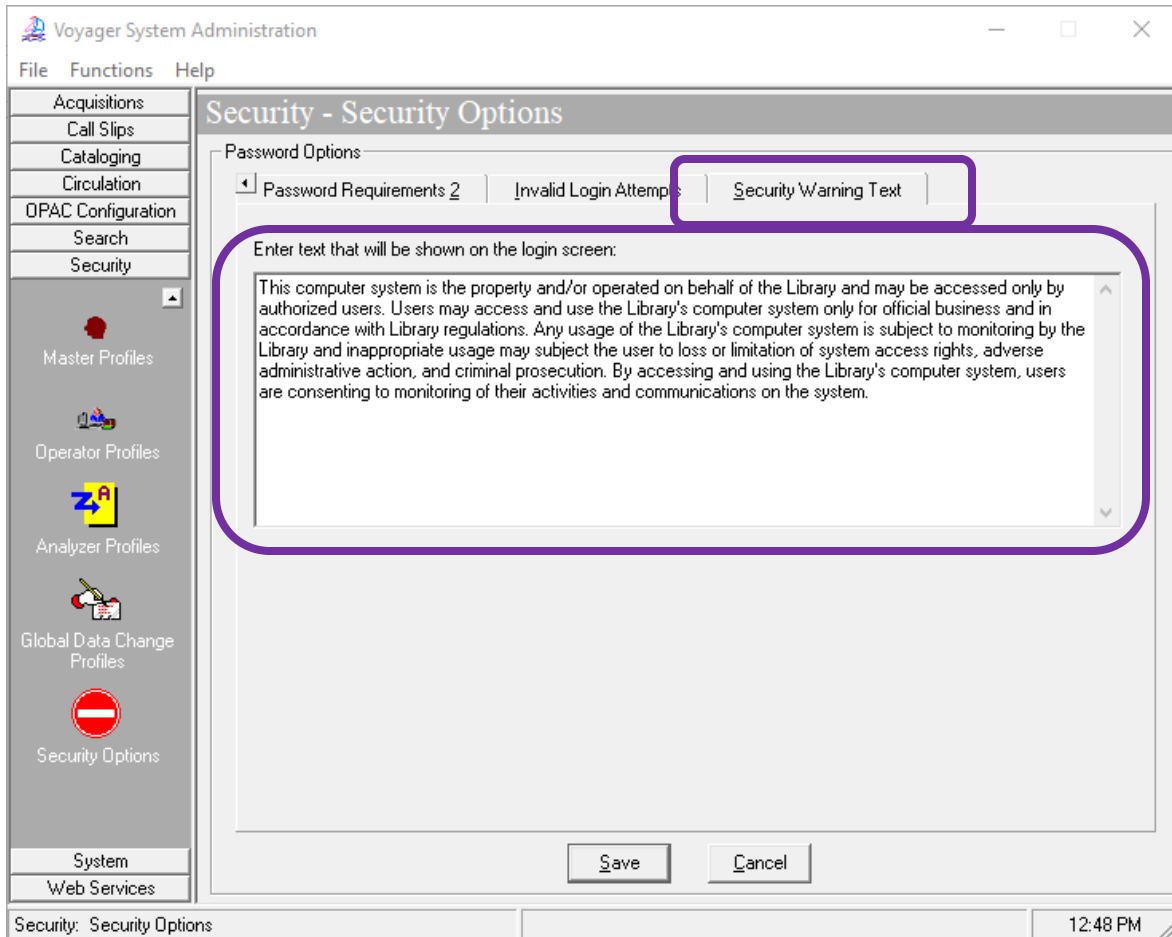
Security Warning Message When Logging into Clients

Purpose of the Enhancement

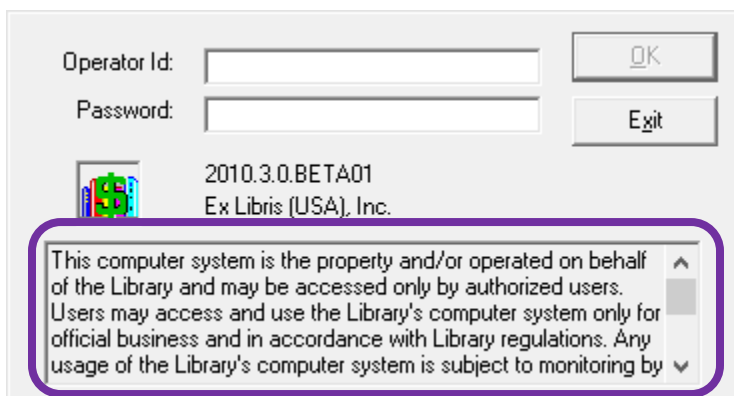
The purpose of this enhancement is to support displaying a security warning message when logging into any of the Voyager clients.

Description

A new option in System Administration allows for defining a security warning message.



The message displays in each of the Voyager client's login dialogs.



Reference to Technical Documentation

Refer to the following Voyager 10.3 User's Guides for more information:

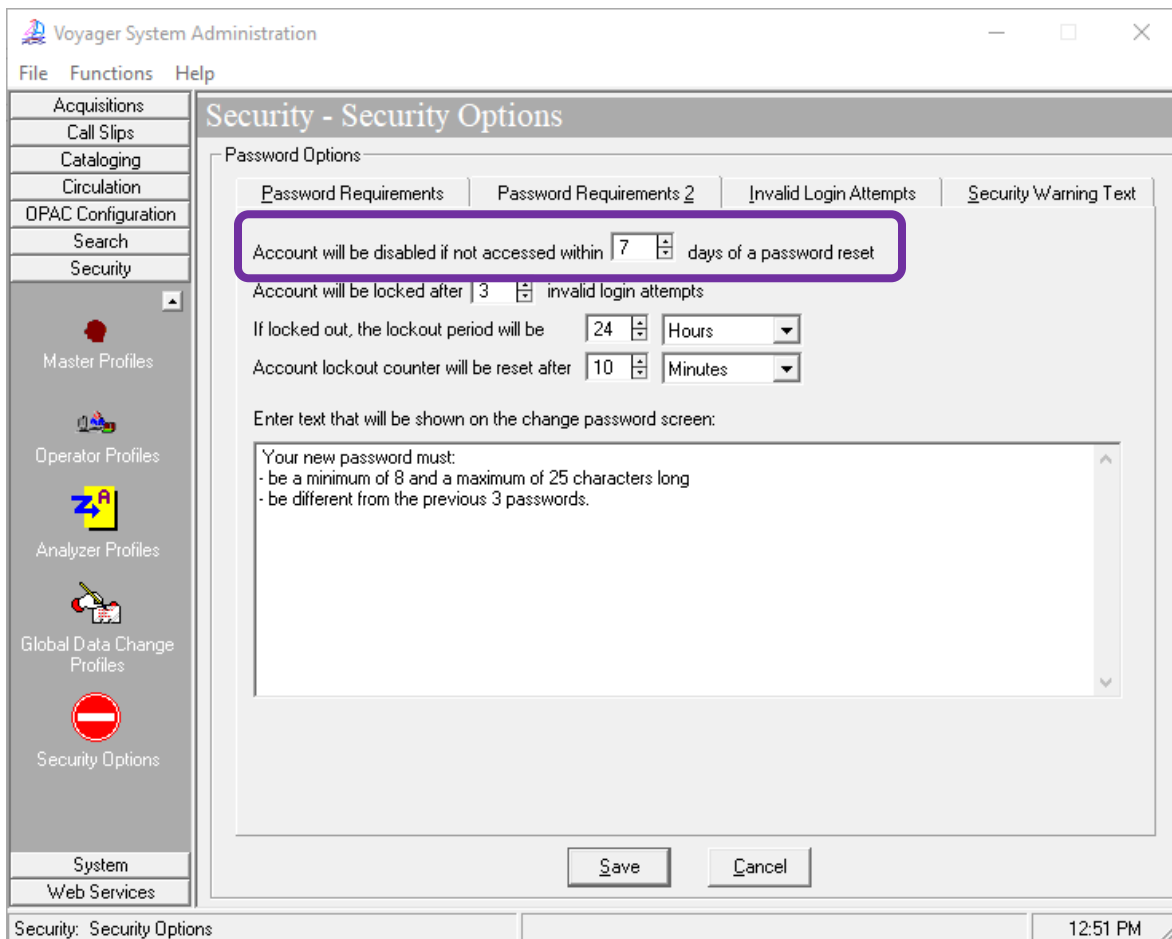
Account Disabled if not Accessed within X Days of Password Reset

Purpose of the Enhancement

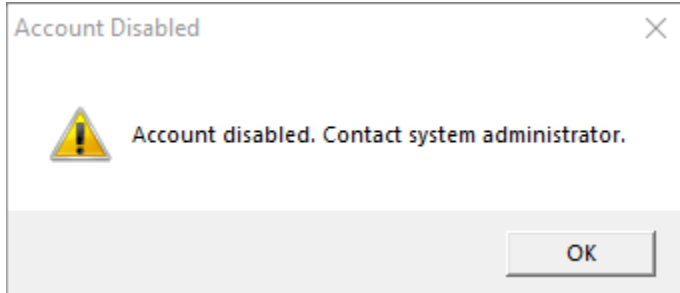
The purpose of this enhancement is to disable an account after a defined time period if the account was not accessed by a user after the password was reset by a system administrator.

Description

A new option in System Administration, **Account will be disabled if not accessed within X days of a password reset**, allows for defining the number of days a user has to log into their account after its password has been reset by an administrator.



If the user does not log in within the specified number of days, a message will display when they do log in to any of the Voyager clients informing them that their account has been disabled.



Reference to Technical Documentation

Refer to the following Voyager 10.3 User's Guides for more information:

- *Voyager 10.3 System Administration User's Guide*

3

Acquisitions

This section includes the following enhancement:

- [Alphabetize the “Search by” dropdown list for line items](#)
- [Increase the limit on length of EDI file names](#)

Alphabetize the “Search by” dropdown list for line items

Purpose of the Enhancement

The purpose of this enhancement is to more logically display entries in the “Search by” dropdown in Acquisitions.

Description

All “Search by” dropdowns in Acquisitions now contain alphabetized lists rather than random ordering. This update was done for searching Orders, Invoices, Line Items, Publication Patterns, Rollover Rules, and Routing Lists. Others were already alphabetized.

Reference to Technical Documentation

Refer to the *Voyager 10.3 Acquisitions User's Guide* for more information.

Increase the limit on length of EDI file names

Purpose of the Enhancement

The purpose of this enhancement is to support longer file names from vendors.

Description

All database tables containing an EDI file name field now have their maximum length set to 100 rather than 30 characters.

Reference to Technical Documentation

Refer to the *Voyager 10.3 Acquisitions User's Guide* for more information.

4

Cataloging

This section includes the following enhancements:

- [MARC 21 Tag Table Updates](#)
- [Headings Thesauri Updates](#)

MARC 21 Tag Table Updates

Purpose of the Enhancement

The MARC 21 tag tables have been updated based on recent changes to the MARC standard.

Description

The MARC 21 tag tables have been updated as a result of MARC 21 Update 28 (May 2019-July 2019), Update 29 (November 2019), Update 30 (May 2020), and Update 31 (December 2020)

Files Updated		
Amarc0xx.cfg	Amarc3xx.cfg	Amarc8xx.cfg
Bmarc0xx.cfg	Bmarc1xx.cfg	Bmarc2xx.cfg
Bmarc3xx.cfg	Bmarc5xx.cfg	Bmarc6xx.cfg
Bmarc7xx.cfg	Bmarc8xx.cfg	Bmarcfix.cfg
Hmarc5xx.cfg	Hmarc8xx.cfg	Hmarcfix.cfg
Master.cfg		

Implementation Notes

Tag table changes were implemented for MARC 21 bibliographic, holdings, and authority records.

Reference to Technical Documentation

Refer to <http://www.loc.gov/marc/status.html> for more information.

Headings Thesauri Updates

Purpose of the Enhancement

The HEADING_TYPE table has been updated with the latest additions and changes to thesaurus names.

Description

Additional headings thesauri have been added to the HEADING_TYPE table based on approved changes published between April 19, 2019 and February 5, 2021.

Implementation Notes

The new headings types are suppressed by default. Libraries who want to use a particular thesaurus or thesauri will need to unsuppress it via System Administration.

Reference to Technical Documentation

Refer to <http://www.loc.gov/marc/marcginf.html> for more information.

5

Circulation

This section includes the following enhancements:

- [Automate Removal of Lost/Missing Status upon Discharge](#)

Automate Removal of Lost/Missing Status upon Discharge

Purpose of the Enhancement

The purpose of this enhancement is to streamline the discharge process by allowing item statuses to be optionally automatically removed.

Description

A new **Automatically remove item statuses upon charge/discharge** checkbox has been added to the “Items and Searching” tab in Circulation - Session Preferences. This option will not be visible if the logged in users’s policy does not permit changing item statuses. If the new preference is enabled, the user will not be prompted to remove the following item statuses: missing, lost, claims returned, withdrawn, in process. If a status is automatically

removed, a message will display indicating that a status was removed during the charge or discharge process.

The image shows a 'Session Preferences' dialog box with two tabs: 'Alerts, Printing and Fine/Fee/Demerit' and 'Items and Searching'. The 'Items and Searching' tab is active. It contains two main sections: 'Item/E-Item Creation' and 'Searching'. The 'Item/E-Item Creation' section has several checkboxes: 'Sequence New Item at Top' (checked), 'Check for Duplicate Item Barcodes' (checked), 'Magnetic Media' (unchecked), 'Sensitize' (unchecked), 'Bypass ISBN Validation' (checked), and 'Bypass ISSN Validation' (checked). The 'Searching' section has 'Title Search - Auto Truncation' (checked) and 'Title Search - Retain Last Search' (checked). Below these are 'Search Result Colors' with a preview of a red flag icon and a box labeled 'Suppressed Records'. At the bottom of the 'Searching' section is a 'Default Patron Search' dropdown menu set to 'Name'. A purple box highlights the checkbox 'Automatically remove item statuses upon charge/discharge' at the bottom of the dialog. At the very bottom are 'OK' and 'Cancel' buttons.

Implementation Notes

This option applies to both the charge and discharge functions.

Reference to Technical Documentation

Refer to the *Voyager 10.3 Circulation User's Guide* for more information.

6

Global Data Change

This section includes the following enhancements:

- [Include the Blank when Changing Publication Place from 3 Characters to 2](#)
- [Option to Insert Subfields in Specified Order](#)
- [Rule Consequences Should Have the Same Predefined 008 Positions as Rule Conditions](#)

Include the Blank when Changing Publication Place from 3 Characters to 2

Purpose of the Enhancement

Previously, when changing the publication place from a 3 character code to a 2 character code, the user had to supply the blank to clear out the 3rd character. With this enhancement, the user no longer needs to supply the blank character.

Description

Changing the publication place will no longer result in potential bad data.

Reference to Technical Documentation

Refer to the *Voyager 10.3 Global Data Change User's Guide* for more information.

Option to Insert Subfields in Specified Order

Purpose of the Enhancement

Previously, when adding new subfields, the new subfield was always positioned at the end of all existing subfields. This enhancement permits the user to specify where the subfield should be inserted in the MARC tag.

Description

When defining a Rule Consequence with the **Consequence** field set to **Add MARC Subfield**, the user has the following options for inserting the subfield: after all existing subfields (existing functionality), after a specified subfield (new functionality), or before a specified subfield (new functionality). In addition, when after or before a specified subfield is selected, the user may further specify whether to place the subfield after or before the First or Last occurrence of the subfield.

The screenshot shows a dialog box titled "Rule Consequence Template". It contains the following fields and options:

- Consequence:** Add MARC Subfield (dropdown menu)
- Field:** 510 (text input)
- Link to condition field (checkbox)
- Indicator 1:** (text input)
- Indicator 2:** (text input)
- Subfield:** u (text input)
- Value:** http://lcn.loc.gov/67004309 (text input)

Below these fields is a section with three radio button options:

- After all existing subfields
- After
- Before

The "After" and "Before" options are grouped by a right-facing curly bracket. To the right of this bracket, there are two fields: "Subfield:" with a text input containing "x", and "Subfield occurrence:" with a dropdown menu set to "First".

At the bottom of the dialog are two buttons: "Save" and "Cancel".

Reference to Technical Documentation

Refer to the *Voyager 10.3 Global Data Change User's Guide* for more information.

Rule Consequences Should Have the Same Predefined 008 Positions as Rule Conditions

Purpose of the Enhancement

Unlike Rule Conditions, Rule Consequences involving the 008 tag previously required the byte position to be specified. This enhancement permits selecting the position by name in a dropdown for Rule Consequences, just as it has been for Rule Conditions.

Description

Previously, when defining a Rule Condition with the **MARC Control Field Value** option, the **Position** dropdown was visible regardless of the setting of **Field**. This was misleading, as the dropdown was populated only when **Field** was set to **LDR** or **008**. With this enhancement, the **Position** dropdown displays only when **Field** is set to **LDR** or **008**.

The image shows a dialog box titled "Rule Condition Template". It contains the following elements:

- Condition:** A dropdown menu set to "MARC Control Field Value".
- Field:** A dropdown menu set to "008".
- Select range:** A section with three radio button options:
 - Entire Field
 - Byte Range: start: [] length: []
 - Position: [CatalogingSource]
- Operator:** A dropdown menu set to "Equals".
- Value:** An empty text input field.
- Buttons:** "Save" and "Cancel" buttons at the bottom.

Similarly, when defining a Rule Consequence with **Consequence** set to **Replace String** at **Position** and **Control Field** set to **LDR** or **008**, the **Replace string starting at byte** or

Position fields will display. The **Position** dropdown will contain named positions for the LDR and 008 selections.

Rule Consequence Template

Consequence: Replace String At Position

Select field:

Control Field LDR

Field Subfield:

Replace string starting at byte: 0

Position: MaterialType

With string:

Save Cancel

Rule Consequence Template

Consequence: Replace String At Position

Select field:

Control Field 008

Field Subfield:

Replace string starting at byte: 0

Position: Language

With string:

Save Cancel

Reference to Technical Documentation

Refer to the *Voyager 10.3 Global Data Change User's Guide* for more information.

7

Hardware/Software Requirements

This section includes the following enhancement:

- [Oracle 19](#)
- [Oracle 12c Client and ODBC Drivers](#)
- [Red Hat Enterprise Linux 7 and 8](#)
- [Solaris Support](#)
- [Windows 7 Support](#)

Oracle 19

Description

Oracle has been upgraded to Oracle 19c.

Reference to Technical Documentation

Refer to the *Voyager 10.3 Installation and Upgrade Requirements* for more information.

Oracle 12c Client and ODBC Drivers

Description

There is a known issue with unicode characters in Voyager Prepackaged Access reports using ODBC drivers newer than 10g. If unicode characters are an important part of your reports, it is suggested you do not upgrade your ODBC drivers.

Otherwise, new ODBC drivers are suggested for this version of Voyager. A new ODBC installation package has been created for the Oracle 12c client and ODBC drivers.

This new ODBC installation package now works with MS Access, 64-bit. MS Access, 32-bit is also still supported. You should install the ODBC drivers that are compatible with your version of Microsoft Office/MS Access (32-bit or 64-bit).

Reference to Technical Documentation

Refer to the Voyager article titled [Installation and Configuration of ODBC for Voyager](#) on the Ex Libris Knowledge Center for more information.

Red Hat Enterprise Linux 7 and 8

Description

Red Hat Enterprise Linux 7.4 or later (64-bit) is required for Voyager 10.3.

Reference to Technical Documentation

Refer to the *Voyager 10.3 Installation and Upgrade Requirements* for more information.

Solaris Support

Description

We are unable to release this version of Voyager on Solaris. You must migrate Voyager to a Red Hat Enterprise Linux 7.4 server or later to run this release. Solaris 10 end-of-support was January 2021.

Reference to Technical Documentation

Refer to *Supported Software and PC Requirements* for more information.

Windows 7 Support

Description

Windows 7 end-of-support was 14 January 2020. Best effort support for running Voyager clients on Windows 7 will continue after this date, but no new patches or hot fixes will be released to enable this platform. You are strongly encouraged to upgrade staff computers to Windows 10 as soon as possible.

Reference to Technical Documentation

Refer to *Supported Software and PC Requirements* for more information.